



Performance Testing tool





Performance Testing – Load Runner - 12.50



Load Runner & Performance Testing Basics



- **Non Functional Testing Requirements Gathering**
 - Total User Base (Total Number of Users)
 - Concurrent User Load
 - Business Processes (Performance Scenarios)
 - Service Level Agreement (Performance - Service Level Agreement)
- **Understand Key Types of Performance Testing**
 - Load Test
 - Stress Test
 - Endurance Test
- **Components of Load Runner**

	Application Product Name	Process Name
	Virtual User Generator	VuGen.exe
	Controller	Wlrun.exe
	Analysis	Analysisui.exe
	Load Generator Agent	Magentservice.exe Magentproc.exe Mdrv.exe



Virtual User Generator – VuGenV12.02



- **Protocols to be used**
 - Web
 - Web Services
- **Recording Options**
- **VuGen Runtime Settings**
- **Action files in Load Runner**
- **Introduction to Script View**
- **Transaction Points**
- **Correlation**
- **Parameterization**
- **Checkpoints - Validating Response**
- **Rendezvous Point**



Load Runner – Controller



- **Introduction to Controller**
- **Introduction to Scenarios**
 - Manual Scenario
 - Goal Oriented Scenario
- **Scenario Execution**
 - Prepare for a Scenario Run
 - Identify Techniques to efficiently Run a Scenario
- **Scenario Scheduling**
 - Scheduling by Group and by Scenario
 - Configure Scenario Ramp Up and Ramp Down

Load Runner - Analysis



- **Introduction to Analysis**
- Different options in graphs like Merging Graphs and Preparing PDF and HTML Reports
- How many types of graphs are available in LoadRunner and what are they



- How to Calculate 90th Percentile Response Time LoadRunner Analysis Report.

Dummy Project

- Trainees would be asked to create scripts, scenarios and reports for an actual, live, e-commerce web site at end of the trainings.
- All aspects covered in trainings would be used to create scripts, scenarios and reports there fortifying the trainees confident on Load Runner.
- Based on successful completion of the project the training would come to a closure.